



Excellence Everyday

KEY STAGE 2 SATS

A SCHOOL PRESENTATION TO PARENTS

Chapters

- Key Stage 2 SATs
- Assessment and Reporting
- Scaled Scores – What it means ?
- Mathematics Tests
- Reading
- Spelling, Punctuation and Grammar
- How to Help your child
- Why are SATs important?

Key Stage 2 SATs

- SATs is a term people use to refer to End of Key Stage 2 Assessments; these tests are marked externally by a board of examiners and markers and the results are sent back to school in July
- Children will sit the following SATs papers:
 - Grammar, Punctuation and Spelling (Paper 1) – Monday 11th May 2020;
 - Grammar, Punctuation and Spelling (Paper 2) – Monday 11th May 2020;
 - Reading – Tuesday 12th May 2020;
 - Maths Paper 1 (Arithmetic) – Wednesday 13th May 2020;
 - Maths Paper 2 (Reasoning) – Wednesday 13th May 2020;
 - Maths Paper 3 (Reasoning) – Thursday 14th May 2020.
- Writing is assessed using evidence collected by your child's teacher throughout Year 6, so there is no Year 6 SATs writing test.
- Science will also be assessed by teachers internally
-

Assessment and Reporting

- ‘Old’ national curriculum levels (e.g. Level 3, 4, 5) have now been abolished, as set out in the government guidelines.
- From 2016, test scores have been reported as ‘scaled scores’.
- Your child will still be taught with the **highest expectations** and cover all required elements of the curriculum, similar to previous years.
- The new curriculum is **more rigorous and sets high expectations** which all schools have had to work hard to meet since the beginning of last year 2016.

Scaled Scores

- What is meant by 'scaled scores'?
- It is planned that 100 will always represent the '[national standard](#)'.
- Each pupil's raw test score will therefore be converted into a score on the scale, either at, above or below 100.
- The scale will have a lower end point somewhere below 100 and an upper end point of a maximum of 120.
- A child who achieves the '[national standard](#)' (a score of 100) will be judged to have demonstrated sufficient knowledge in the areas assessed by the tests.

Scaled Score Examples

- On publication of the test results:
 - A child awarded a scaled score of 100 is judged to have met the 'national standard' in the area judged by the test.
 - A child awarded a scaled score of more than 110 is judged to have exceeded the national standard and demonstrated a greater depth of knowledge within the curriculum for their age.
 - A child awarded a scaled score of less than 100 is judged to have not yet met the national standard and performed below expectation for their age.

Higher Attaining Pupils

- Previous Key Stage 2 tests (old curriculum) were aimed at children achieving Levels 3-5 (with a national expectation to reach at least Level 4)
- In the past, additional Level 6 tests were produced for children who demonstrated higher than expected attainment, above Level 5.
- From 2016, there are no level 6 papers.
- Instead, each test will have scope for higher attaining pupils to show their strengths.

Success Stories At L.I.A


- Year in and Year out Our children have been performing exceptionally well in the SATs compared to the National average. However at LIA there are many individual success stories where we nurture your child to perform well academically as well as spiritually through continuous holistic lessons.

Mathematics

- The Mathematics tests will be written on Wednesday 13th and Thursday 14th May 2020
 - Children will sit three tests: Paper 1, Paper 2 and Paper 3.
-
- Paper 1 is for 'Arithmetic' lasting for 30 minutes, will have between 35 – 37 questions , covering calculation methods for all operations, including use of fractions, percentages and decimals.
 - Questions gradually increase in difficulty. Not all children will be expected to access some of the more difficult questions later in the paper.
 - Papers 2 and 3 cover 'Problem Solving and Reasoning', each lasting for 40 minutes.
 - Pupils will still require calculation skills but will need to answer questions in context and decide what is required to find a solution.

- Maths paper 1 : Arithmetic


24 $15.4 - 8.88 =$



1 mark

25 $13 \overline{)3016}$

Show your method



2 marks

- Maths paper 2 / paper 3 : Reasoning Paper

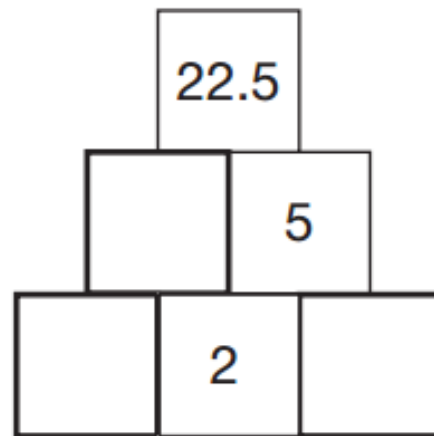
Sample Question

14

Here is a number pyramid.

The number in a box is the **product** of the two numbers below it.

Write the missing numbers.



2 marks

- Maths paper 2 / paper 3 : Reasoning Paper

16

Large pizzas cost £8.50 each.

Small pizzas cost £6.75 each.

Five children together buy one large pizza and three small pizzas.

They share the cost equally.

How much does each child pay?

Show
your
method

£

2 marks

Reading

- The Reading Test consists of a single test paper with three unrelated reading texts.
- Children are given 60 minutes in total, which includes reading the texts and answering the questions.
- A total of 50 marks are available.
- Questions are designed to assess the comprehension and understanding of a child's reading.
- Some questions are multiple choice or selected response, others require short answers and some require an extended response or explanation.

Reading Paper

17

Gentle, and small, and frail

Which part of the snail do these words describe?

Circle the part of the snail in the picture below.



How would you like it –
Supposing that you were a snail,
And your eyes grew out on threads,
Gentle, and small, and frail –
If an enormous creature,
Reaching almost up to the distant skies,
Leaned down, and with his great finger touched
Your eyes
Just for the fun

Spelling, Punctuation and Grammar

- Grammar, Punctuation and Spelling is made up of two papers which will take place on Monday 11th May 2020:
- Paper 1 is the longer paper lasting 45 minutes, children will be tested on grammar, punctuation and spelling generally; it will consist of 50 marks.
- Paper 2 is a shorter paper lasting 15 minutes, where children will be tested on spelling only – they are asked to fill in a blank within a sentence, attempting to spell out the spelling word in context correctly. This will be out of 20 marks. In total the score will be out of 70 marks

How to Help Your Child

- First and foremost, support and reassure your child that there is nothing to worry about and they should always just try their best. Praise and encourage!
- Ensure your child has the best possible attendance at school.
- Support your child with any homework tasks.
- Reading, spelling and arithmetic (e.g. times tables) are always good to practise.
- Talk to your child about what they have learnt at school and what book(s) they are reading (the character, the plot, their opinion).
- Make sure your child has a good sleep and healthy breakfast every morning!

How to Help Your Child with Reading

- Listening to your child read can take many forms.
- First and foremost, focus developing an enjoyment and love of reading.
- ~~Enjoy stories together – reading stories to your child at KS1 and KS2 is equally as important as listening to your child read.~~
- Read a little at a time but often, rather than rarely but for long periods of time!
- Talk about the story before, during and afterwards – discuss the plot, the characters, their feelings and actions, how it makes you feel, predict what will happen and encourage your child to have their own opinions.
- Look up definitions of words together – you could use a dictionary, the internet or an app on a phone or tablet.
- All reading is valuable – it doesn't have to be just stories. Reading can involve anything from fiction and non-fiction, poetry, newspapers, magazines, football programmes, TV guides.
- Visit the local library - it's free!

How to Help Your Child with Writing

-
- Practise and learn weekly spelling lists – make it fun!
 - Encourage opportunities for writing such as letters to family or friends, shopping lists, notes or reminders, stories or poems.
 - Write together – be a good role model for writing.
 - Encourage use of a dictionary to check spelling and a thesaurus to find synonyms and expand vocabulary.
 - Allow your child to use a computer for word processing, which will allow for editing and correcting of errors without lots of crossing out.
 - Remember that good readers become good writers! Identify good writing features when reading (e.g. vocabulary, sentence structure, punctuation).
 - Show your appreciation: praise and encourage, even for small successes!

How to Help YOUR CHILD with Maths

- Play times tables games.
- Play mental maths games including counting in different amounts, forwards and backwards.
- Encourage opportunities for telling the time.
- Encourage opportunities for counting coins and money; finding amounts or calculating change when shopping.
- Look for numbers on street signs, car registrations and anywhere else!
- Look for examples of 2D and 3D shapes around the home.
- Identify, weigh or measure quantities and amounts in the kitchen or in recipes.
- Play games involving numbers or logic.

Why Are SATs important ?

- The results are formally reported as the child's end of KS2 level of attainment.
 - They form the basis of progress measures and target setting for KS3 and KS4 outcomes.
 - They support our planning of teaching and learning for your child.
-
- **AT LIA WE CARE** – Striving for excellence everyday and giving each child the opportunity to achieve their best.

Important Dates

- 20/11/19 - Walking Talking SATs
 - 11-12/11/2019 - Target Reports and Parents meeting
 - Mar/2020 - Parent Afternoon meetings
 - April/2020 - SATs Time table to be provided
 - 11/05/20 – 14/05/20 - KS2 SATs
- If you have any concerns ,queries or suggestions , please do not hesitate to contact us via pupil diary or leave a message in the office.

Tarbiyah

- At LIA we believe that good behaviour is central to the raising of academic standards and to the successful development of our children towards achieving excellence in all aspects of their lives
 - “Make your character good for the people.”
- Prophet Muhammad (s) as narrated Al- Muwatta, Volume 47, Hadith 1

ANY QUESTIONS

- Thank you for attending